

# WASHER-ELEVATOR-MILL

JTM1000



POME FRUIT  
MACHINERY





# WASHER-ELEVATOR-MILL JTM1000



POME FRUIT  
PROCESSING



Washing



Transporting




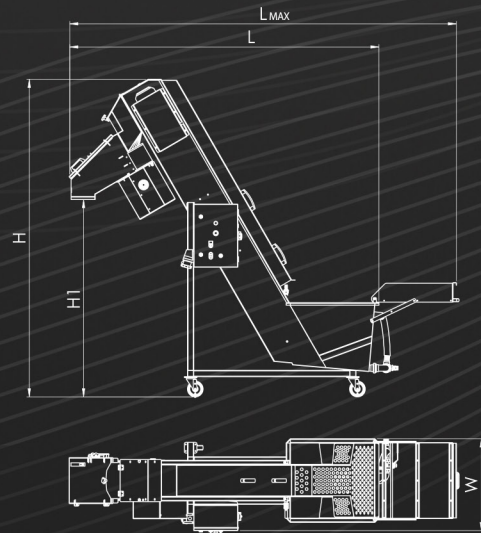

Milling

## Description

The washer-elevator-mill machine is designed for washing, transporting and milling whole fruit before further processing.

### Main features:

- Entirely made of stainless steel.
- Mounted on pivoting wheels.
- Command box for operation of the machine.
- Sorting table.
- Washing container with overflow control.
- Water spraying system.
- Cleated belt conveyor (water-permeable).
- The rotor pushes fruit through cutting grater on the circumference of the mill.
- Replaceable cutting grater /sieves.
- The mill does not damage the fruit seed.
- Speed regulation with frequency regulator on the command box.



JTM1000		
	kg/h	1000
L <sub>MAX</sub>	mm	2900
L	mm	2270
H	mm	2530
H <sub>1</sub>	mm	1570
W	mm	730
	kg	210
	kW	0,37 / 3

\* Elevator / Mill.  
Technical data is informative. We reserve the right to make changes.

